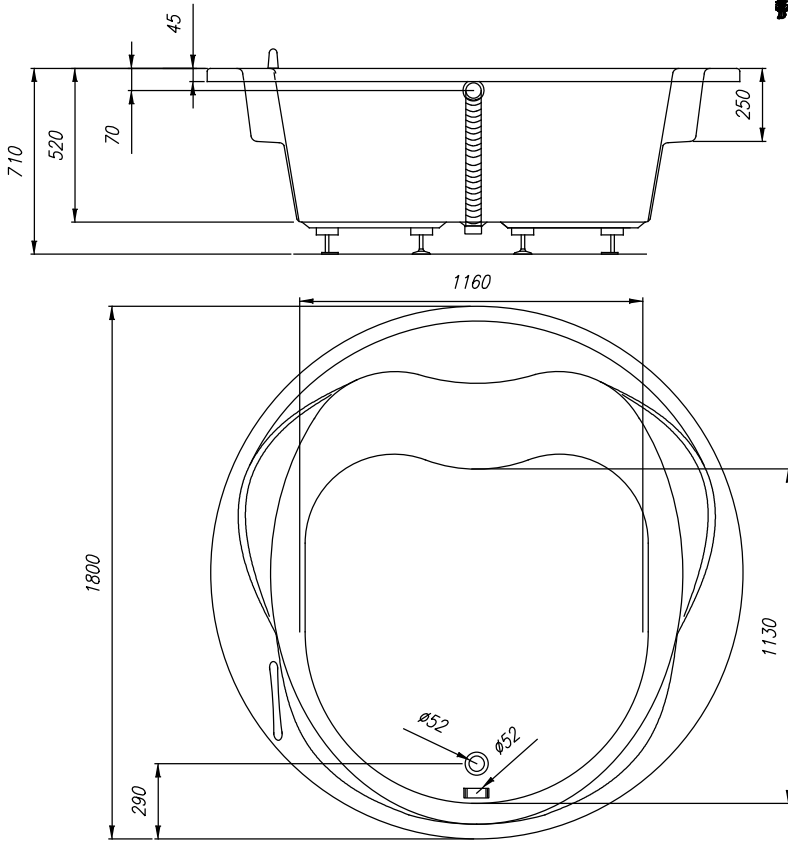
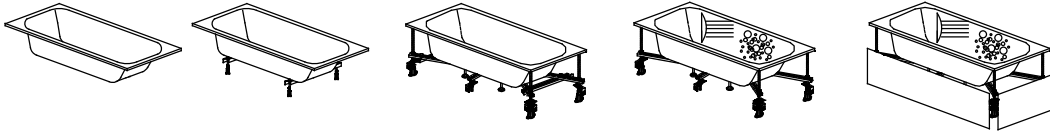


PREINSTALLATION
VORINSTALLATION



VOLUME (l)
VOLUMEN (l)


MAX. LOAD (kg)
MAX. BELASTUNG (kg)

FLOOR LOAD (kg/m²)
BODENBELASTUNG (kg/m²)

570

900

350

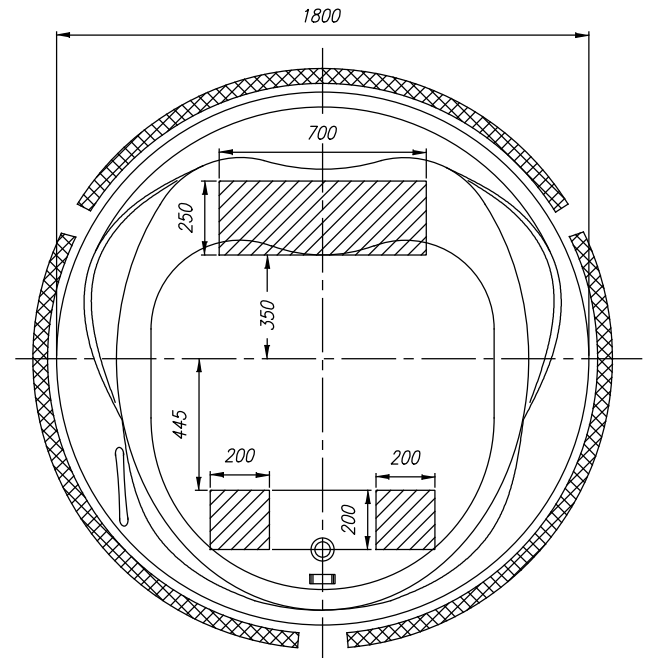


- Spot for el. cable 3x2.5mm², length approx. 1m
- Platz Stromkabel 3 x 2,5 mm², Länge cca. 1 m
- Spot for el. cable 1x6mm² for earthing, length approx. 1.5m
- Platz Stromkabel 1 x 6 mm² für Erdung, Länge cca. 1,5 m
- Connection of hot and cold water 1/2" min 0.2Mpa, max 0.4Mpa
- Anschluss Warm- und Kaltwasser 1/2" min 0,2 Mpa, max 0,4 Mpa
- Drain spot Ø 50mm
- Abflussplatz Ø 50 mm



- Option - Panel
- Möglichkeit - Schürze

INSTALLATION RECOMMENDATION
MONTAGEEMPFEHLUNG



Recommendations for the installation of bathtub without panel
Empfehlungen für die Montage von Badewannen ohne Schürze




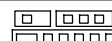








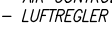
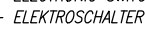
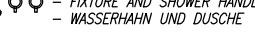
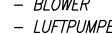




Nr. MK 02

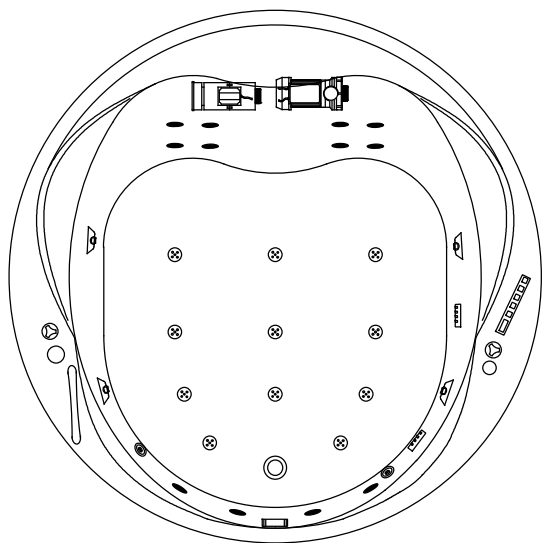
Recommendations for the installation of bathtub with panel
Empfehlungen für die Montage von Badewannen mit Schürze

Nr. MK 01

Option of the bathtub base with panel
Möglichkeit des Sockels für die Badewannen mit Schürze

pre-assembled
vormontiert

-  - PUMP
-  - WATER JETS
-  - AIR CONTROLLER
-  - ELECTRONIC SWITCHES
-  - FIXTURE AND SHOWER HANDLE
-  - BLOWER
-  - AIR JET
-  - PNEUMATIC SWITCH
-  - LIGHT OR CHROMOTHERAPY
-  - MICROJET SWITCH
-  - WASSERPUMPE
-  - WASSERDÜSEN
-  - LUFTREGLER
-  - ELEKTROSCHALTER
-  - WASSERHAHN UND DUSCHE
-  - LUFTPUMPE
-  - LUFTDÜSE
-  - PNEUMATIKSCHALTER
-  - LICHT- ODER CHROMOTHERAPIE
-  - SCHALTER FÜR MIKRODÜSEN

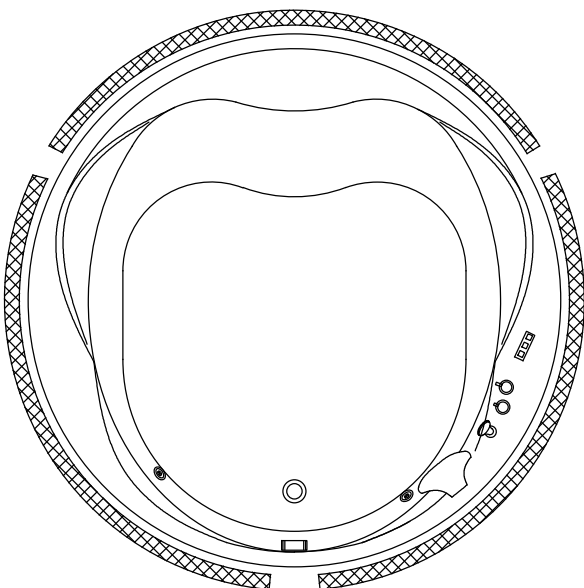


VITAL MASSAGE SYSTEM

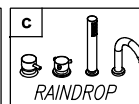
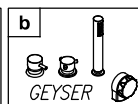
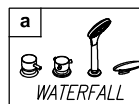
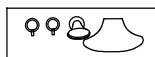
- PUMP P=1250W
- BLOWER P=800W
- HEATER P=1500W
- ELECTRONIC SWITCH
- 2x AIR CONTROLLER
- 4 SUPER WATER JETS
- 11 AIR JETS
- OZONE FOR DISINFECTION
- CHROMOTHERAPY
- 2x4 MICROJETS FOR BACK
- 4 MICROJETS FOR FEET

VITAL MASSAGESYSTEM

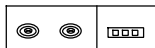
- WASSERPUMPE P = 1250 W
- LUFTPUMPE P = 800 W
- HEIZKÖRPER P = 1500 W
- ELEKTROSCHALTER
- 2x LUFTREGLER
- 4 SUPER WASSERDÜSEN
- 11 LUFTDÜSEN
- OZON FÜR DESINFEKTION
- CHROMOTHERAPIE
- 2x4 MIKRODÜSEN FÜR RÜCKEN
- 4 MIKRODÜSEN FÜR FÜSSE



- OPTION FIXTURE AND SHOWER HANDLE - MÖGLICHKEIT WASSERHAHN UND DUSCHE



- OPTION CHROMOTHERAPY - MÖGLICHKEIT CHROMOTHERAPIE



- OPTION PANEL FOR BATHTUB - OPTION SHÜRZE FÜR BADEWANNE

